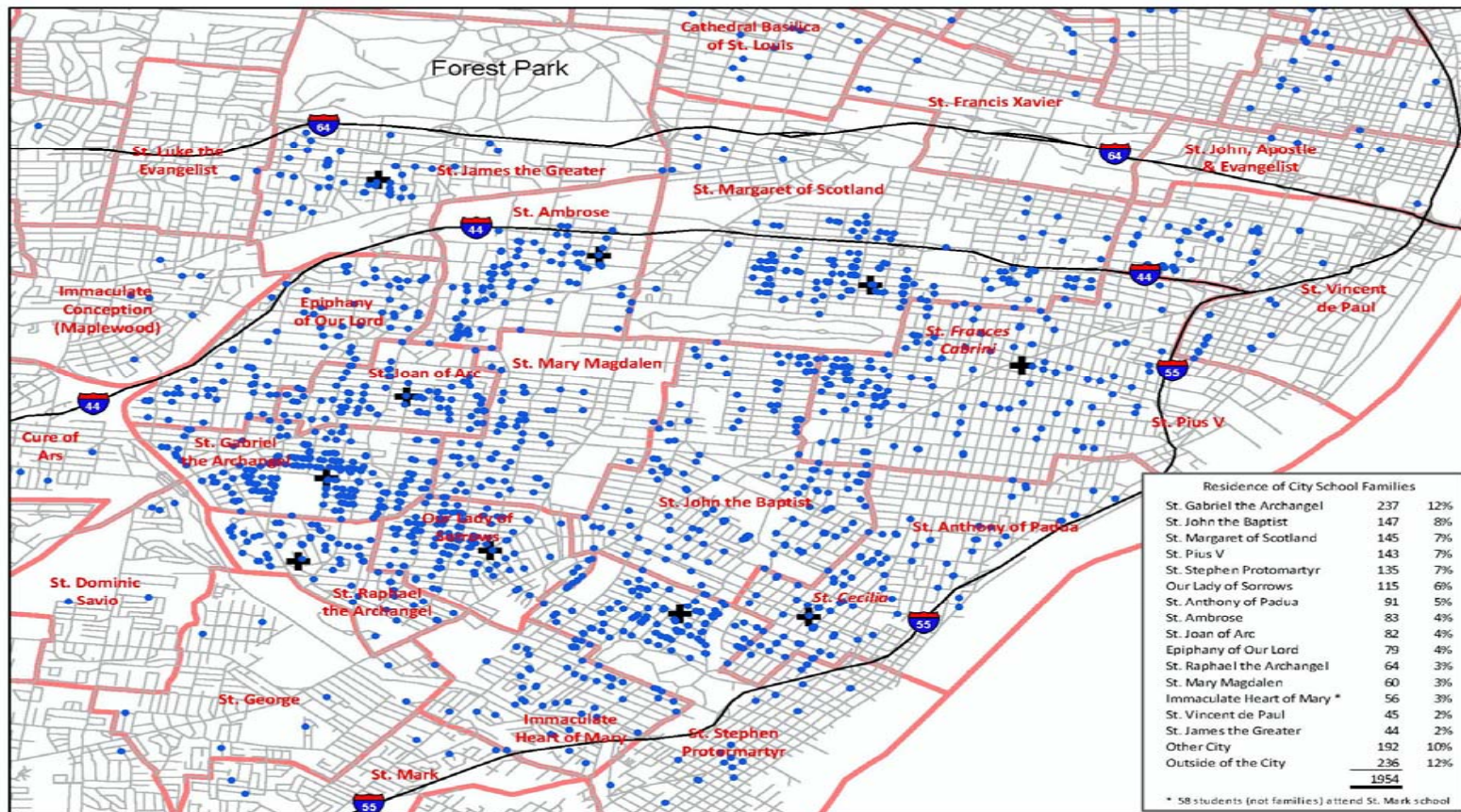


Residence of School Families (K-8) South City – 2016/2017 School Year

Residence of City Catholic School Families (K-8) in South City Parish Areas
2016-17 School Year

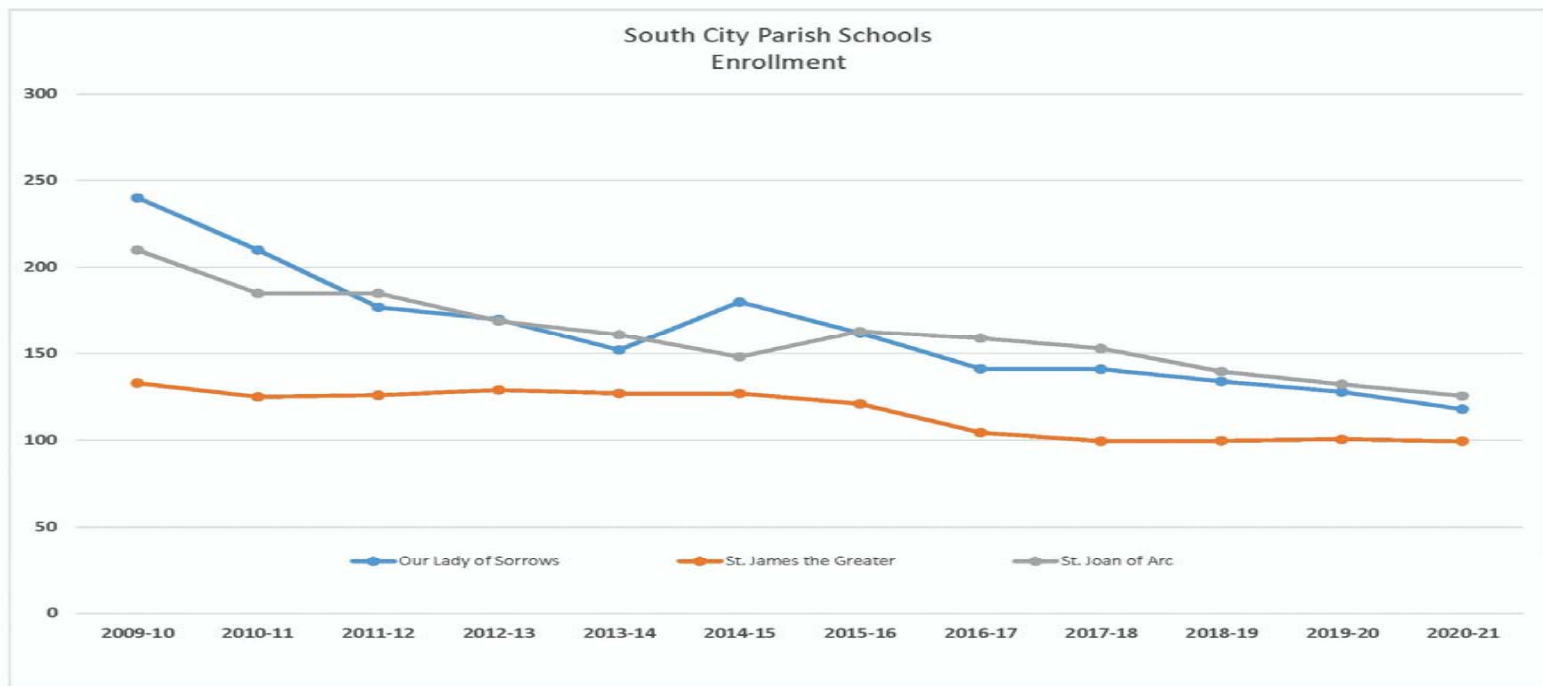


Change | CHALLENGE | Choice



ARCHDIOCESE OF ST. LOUIS

Enrollment/Projections



Appendix 6

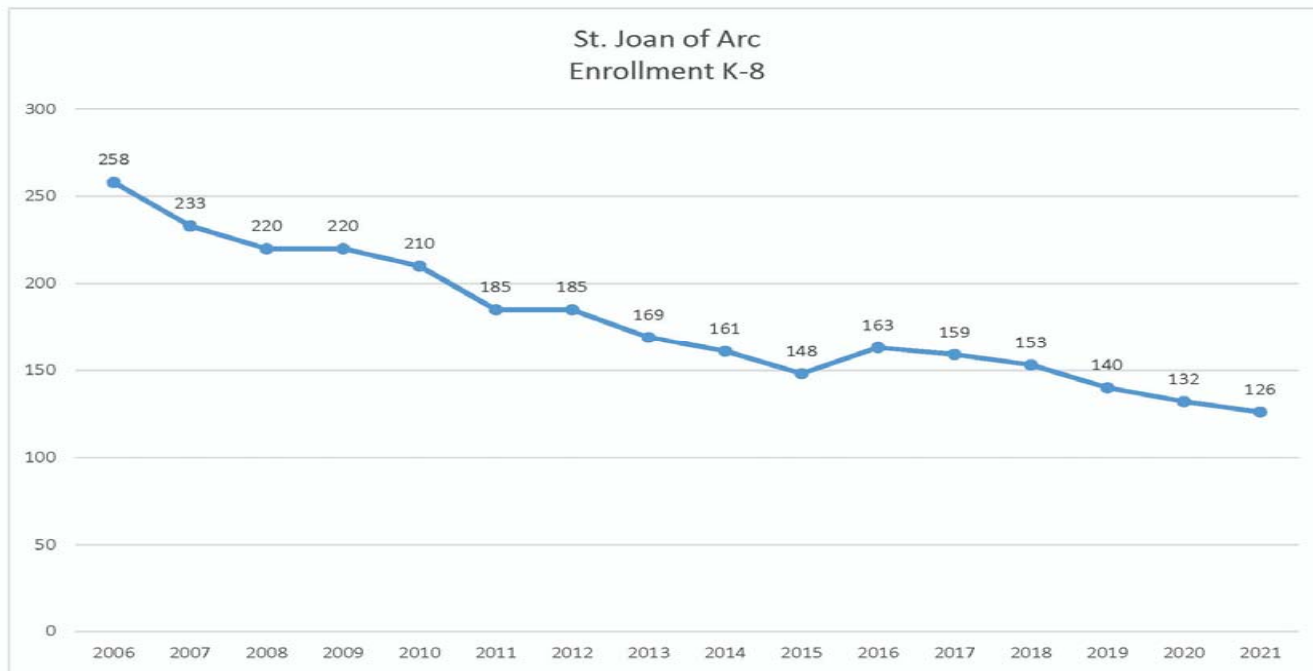
11/6/2016

Change | CHALLENGE | Choice



ARCHDIOCESE OF ST. LOUIS

Enrollment/Projections



Appendix 6

11/9/2016

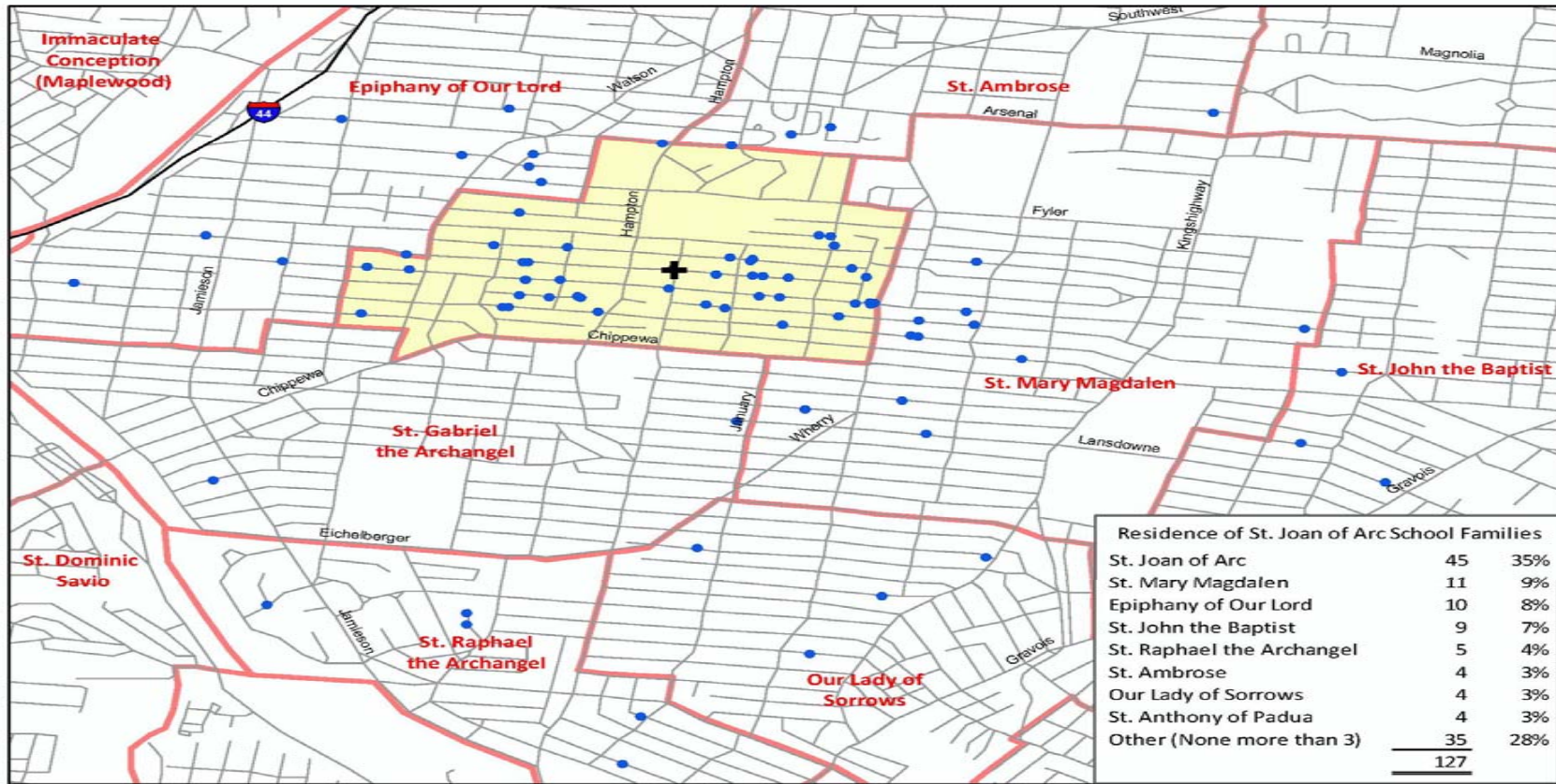
Change | CHALLENGE | *Choice*



ARCHDIOCESE OF ST. LOUIS

School Family Map

St. Joan of Arc School - Residence of School Families (K-8)
2016-17 School Year

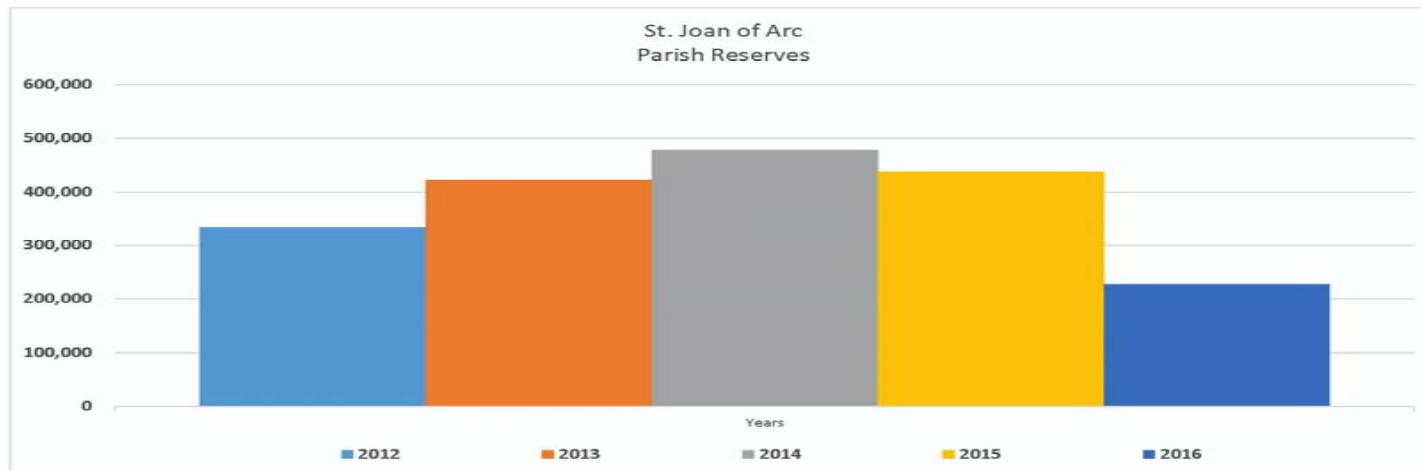


Change | CHALLENGE | Choice



ARCHDIOCESE OF ST. LOUIS

Financial Information – St. Joan of Arc



Appendix 6

11/9/2016



Financial Information – St. Joan of Arc

St. Joan of Arc		
School/pre/cafeteria	FY 2016	FY 2017
Revenues		
Contributions	26,193	4,600
Net Program fees	699,452	696,906
Grants Arch.	100,000	100,000
Parish/Arch/RCF scholarships	147,143	129,550
Grants Other	841	700
Other Rev/Fundraising	31,647	30,200
Parish Investment	334,886	228,500
	1,240,162	1,190,455
Less Parish Investment	(334,886)	(228,500)
Total Revenue	905,276	961,955
Expenses		
Personnel	973,834	967,643
Supplies	44,670	44,805
Fees & Services	43,420	15,978
Occupancy	71,883	72,712
Arch. Insurance & fees	70,991	75,867
Cap. Expend & Other	35,364	17,500
	1,240,162	1,194,504
School Investment as % of offertory	64%	61%
Parish (ALL) net income (loss)	(210,655)	(4,049)
School Investment	(334,886)	(328,500)

Appendix 6

11/11/2016

Change | CHALLENGE | Choice



ARCHDIOCESE OF ST. LOUIS

Financial Information – St. Joan of Arc

	<u>Operating</u>	<u>Scholarships</u>
2014	-	83,000
2015	-	96,000
2016	-	147,000
Proj. - 2017	<u>100,000</u>	<u>130,000</u>
	<u>100,000</u>	<u>456,000</u>

